

## USER MANUAL CAR – TRUCK

### ON – OFF


Automatic if the connection is done through the circuit breaker. If not, don't forget to switch your Sentinel on before the stage and to switch it off at the bivouac.

Press 2 seconds the ON OFF key  
Red diode if the Sentinel is switched on



### OVERTAKING

You want to pass – press for a long time > 2 seconds to send a signal to the vehicle ahead




Somebody wants to pass you: you hear  
« bip bip biip--- bip bip biip »  
Get ready to let the vehicle pass a.s.a.p.



To inform the vehicle which wants to pass you that you heard his signal, and that you are going to let him pass a.s.a.p.,

Press briefly the push button < 2 seconds  
(which cuts the sound in the cockpit)



### ACCIDENT


If you breakdown or if you have a crash in a dangerous place (after a turn or a dune):  
press both alarm keys simultaneously.


You'll send a signal to the competitors  
500 meters around  
To stop it press again  
both alarm keys simultaneously




There is an accident near by: you hear  
« bip ---- bip---- bip ---- »

« biip ---- biip---- biip ---- »

AND the flash light is on  SLOW DOWN



To cut the sound during one minute  
in the cockpit  
Press briefly the push button < 2 seconds



### VOLUME

3 positions: low, medium, high

